



# GTWS Girder Truss Hangers

The GTWS series girder-to-girder hangers feature high uplift capacities along with high gravity load ratings.

**Materials:** 10 gauge

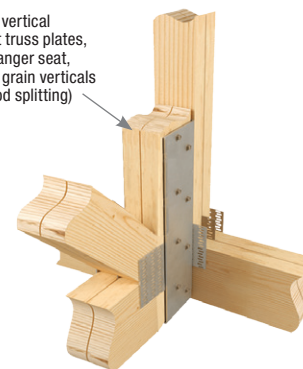
**Finish:** G90 galvanizing

**Codes:** Factored resistances are derived from data submitted to various North American building code evaluators.

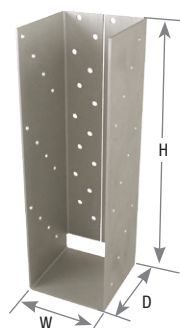
**Installation:**

- Use all specified fasteners.
- WS Wood Screws are included with hangers where specified.
- **GTWS2T** shall be installed to a minimum 2x4 vertical member of a girder truss with no restriction on the size of the bottom chord.
- **GTWS3T** shall be installed to a minimum 2x6 vertical member of a girder truss with no restriction on the size of the bottom chord.
- **GTWS4T** shall be installed to a minimum 2x8 vertical member of a girder truss with no restriction on the size of the bottom chord.


Min. 2x6 vertical (Min. 3" height truss plates, flush with hanger seat, required on end grain verticals to resist wood splitting)



**Typical GTWS installation**



**GTWS3T**



**GTWS2T**

MiTek Stock No.	Steel Gauge	Dimensions (in)			Fastener Schedule				Unit	DF Factored Resistance		S-P-F Factored Resistance	
		W	H	D	Supporting Truss		Supported Truss			Vertical 100%	Uplift <sup>1</sup> 115%	Vertical 100%	Uplift <sup>1</sup> 115%
					Qty	Wood Screw <sup>2,3</sup>	Qty	Wood Screw <sup>2,3</sup>					
GTWS2T	10	3-1/4	16	4	22	WS3	16	WS3	Lbs	20425	18400	16035	14445
									kN	90.85	81.85	71.33	64.25
GTWS3T	10	4-7/8	16	5	28	WS3	24	WS3	Lbs	20425	23530	16035	18470
									kN	90.85	104.67	71.33	82.16
GTWS4T	10	6-1/2	16	5	28	WS3	24	WS3	Lbs	20425	23530	16035	18470
									kN	90.85	104.67	71.33	82.16

1) Factored resistances have been increased 15% for short-term loads such as wind and earthquake; no further increase allowed.  
 2) WS3 wood screws are 1/4" x 3" long and are included with the GTWS hangers.  
 3) The wood screws of the GTWS hangers may be installed in both vertical and horizontal members.

PEO  
Certificate No. 10889485



Dec. 20, 2017

Valid through Dec. 31, 2019

Use in conjunction with MiTek's current Canadian Product Catalogue for detailed hanger information.



**MiTek supplies quality products  
to build Stronger Safer Structures**

[MiTek.ca](http://MiTek.ca)

Copyright © 2017 MiTek Industries, Inc. All Rights Reserved.  
December 2017 USP2320-GTWS



# GTWS Girder Truss Hangers

The GTWS series girder-to-girder hangers feature high uplift capacities along with high gravity load ratings.

**Materials:** 10 gauge

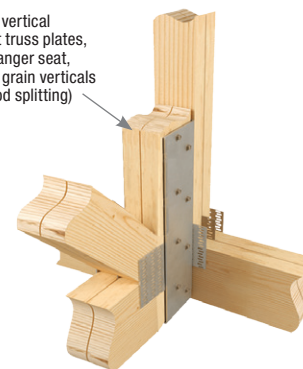
**Finish:** G90 galvanizing

**Codes:** Factored resistances are derived from data submitted to various North American building code evaluators.

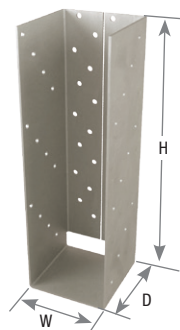
**Installation:**

- Use all specified fasteners.
- WS Wood Screws are included with hangers where specified.
- **GTWS2T** shall be installed to a minimum 2x4 vertical member of a girder truss with no restriction on the size of the bottom chord.
- **GTWS3T** shall be installed to a minimum 2x6 vertical member of a girder truss with no restriction on the size of the bottom chord.
- **GTWS4T** shall be installed to a minimum 2x8 vertical member of a girder truss with no restriction on the size of the bottom chord.


Min. 2x6 vertical (Min. 3" height truss plates, flush with hanger seat, required on end grain verticals to resist wood splitting)



**Typical GTWS installation**




**GTWS3T**



**GTWS2T**

MiTek Stock No.	Steel Gauge	Dimensions (in)			Fastener Schedule				Unit	DF Factored Resistance		S-P-F Factored Resistance	
		W	H	D	Supporting Truss		Supported Truss			Vertical 100%	Uplift <sup>1</sup> 115%	Vertical 100%	Uplift <sup>1</sup> 115%
					Qty	Wood Screw <sup>2,3</sup>	Qty	Wood Screw <sup>2,3</sup>					
GTWS2T	10	3-1/4	16	4	22	WS3	16	WS3	Lbs	20425	18400	16035	14445
									kN	90.85	81.85	71.33	64.25
GTWS3T	10	4-7/8	16	5	28	WS3	24	WS3	Lbs	20425	23530	16035	18470
									kN	90.85	104.67	71.33	82.16
GTWS4T	10	6-1/2	16	5	28	WS3	24	WS3	Lbs	20425	23530	16035	18470
									kN	90.85	104.67	71.33	82.16

1) Factored resistances have been increased 15% for short-term loads such as wind and earthquake; no further increase allowed.  
 2) WS3 wood screws are 1/4" x 3" long and are included with the GTWS hangers.  
 3) The wood screws of the GTWS hangers may be installed in both vertical and horizontal members.



Use in conjunction with MiTek's current Canadian Product Catalogue for detailed hanger information.

Valid through Dec. 31, 2019



**MiTek supplies quality products to build Stronger Safer Structures**

[MiTek.ca](http://MiTek.ca)

Copyright © 2017 MiTek Industries, Inc. All Rights Reserved.  
December 2017 USP2320-GTWS



# GTWS Girder Truss Hangers

APENS  
Permit No. 15800 0




Dec. 20, 2017


PEG  
Permit No. D0027



APEGNB  
Certificate No. F0649



APEPEI  
Permit No. A195



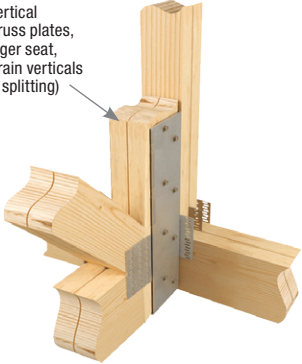
The GTWS series girder-to-girder hangers feature high uplift capacities along with high gravity load ratings.

**Materials:** 10 gauge  
**Finish:** G90 galvanizing  
**Codes:** Factored resistances are derived from data submitted to various North American building code evaluators.

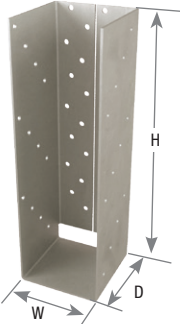
**Installation:**

- Use all specified fasteners.
- WS Wood Screws are included with hangers where specified.
- **GTWS2T** shall be installed to a minimum 2x4 vertical member of a girder truss with no restriction on the size of the bottom chord.
- **GTWS3T** shall be installed to a minimum 2x6 vertical member of a girder truss with no restriction on the size of the bottom chord.
- **GTWS4T** shall be installed to a minimum 2x8 vertical member of a girder truss with no restriction on the size of the bottom chord.


Min. 2x6 vertical (Min. 3" height truss plates, flush with hanger seat, required on end grain verticals to resist wood splitting)



**Typical GTWS installation**



**GTWS3T**



**GTWS2T**

MiTek Stock No.	Steel Gauge	Dimensions (in)			Fastener Schedule				Unit	DF Factored Resistance		S-P-F Factored Resistance	
		W	H	D	Supporting Truss		Supported Truss			Vertical 100%	Uplift <sup>1</sup> 115%	Vertical 100%	Uplift <sup>1</sup> 115%
					Qty	Wood Screw <sup>2,3</sup>	Qty	Wood Screw <sup>2,3</sup>					
GTWS2T	10	3-1/4	16	4	22	WS3	16	WS3	Lbs	20425	18400	16035	14445
									kN	90.85	81.85	71.33	64.25
GTWS3T	10	4-7/8	16	5	28	WS3	24	WS3	Lbs	20425	23530	16035	18470
									kN	90.85	104.67	71.33	82.16
GTWS4T	10	6-1/2	16	5	28	WS3	24	WS3	Lbs	20425	23530	16035	18470
									kN	90.85	104.67	71.33	82.16

1) Factored resistances have been increased 15% for short-term loads such as wind and earthquake; no further increase allowed.  
2) WS3 wood screws are 1/4" x 3" long and are included with the GTWS hangers.  
3) The wood screws of the GTWS hangers may be installed in both vertical and horizontal members.

Use in conjunction with MiTek's current Canadian Product Catalogue for detailed hanger information.

Valid through Dec. 31, 2019



**MiTek supplies quality products to build Stronger Safer Structures**

[MiTek.ca](http://MiTek.ca)

Copyright © 2017 MiTek Industries, Inc. All Rights Reserved. December 2017 USP2320-GTWS